

Future of Financial Reporting and Analytics For Manufacturing

Powerful analytics & visualizations for:

- QAD Adaptive ERP
- QAD Enterprise Edition
- QAD Standard Edition



Presenters



VP Solutions Architecture

Tim Rabaut



Product Manager

Walter Little



Partner Alliance Manager

Alayne Kohlman



Solution Consultant

Rebekah Kiefer

Agenda

- Strategic Introduction
- Why Phocas?
- Phocas Introduction
- Demos with Real World Stories
 - Phocas Analytics
 - Phocas Financial Statements
 - Phocas Budgets and Forecasting
- Summary and Wrap-up
- Q&A



Strategic Introduction and Why Phocas?

About us

- Established: 1992
- Employees: 115+
- Locations: USA (5), Ireland, UK
- Customers: 1200+ Companies
 - 650+ full implementations
 - 350+ life science customers
 - 100+ reached exit strategy
- Products
 - QAD Adaptive ERP
 - Quality Systems
 - ERP Integrations & Extensions
 - FDA Validation Toolkit/Protocols
- Services
 - Implementations
 - Upgrades
 - Integrations
 - FDA Validation
 - Managed Services
 - QAD and EDI



- QAD Help Desk (helpSERV)
- Staff Augmentation

Why Phocas?

- Strategic always looks for solutions that complement and extend the capabilities of QAD
 - Gap fillers and enhancements
 - Ease of use
 - Extensibility
- World Class BI/Analytics Platform
 - Start with financials and grow to other data sets
- Ease of Implementation
 - Fraction of the cost of traditional analytics

Phocas Introduction

Phocas at-a-glance

- Company-wide data solutions for distribution, manufacturing, construction and retail
- Growth oriented global company with 20+ years of experience
- 50,000+ users across 3,000+ companies
- Fast ROI via 200+ integrations and solutions designed for QAD users
- Top-rated by users and industry analysts for ease of use, adoption, and support
 - #1 BI software by Gartner's Software Advice
 - 34 top rankings in BARC's The BI Survey



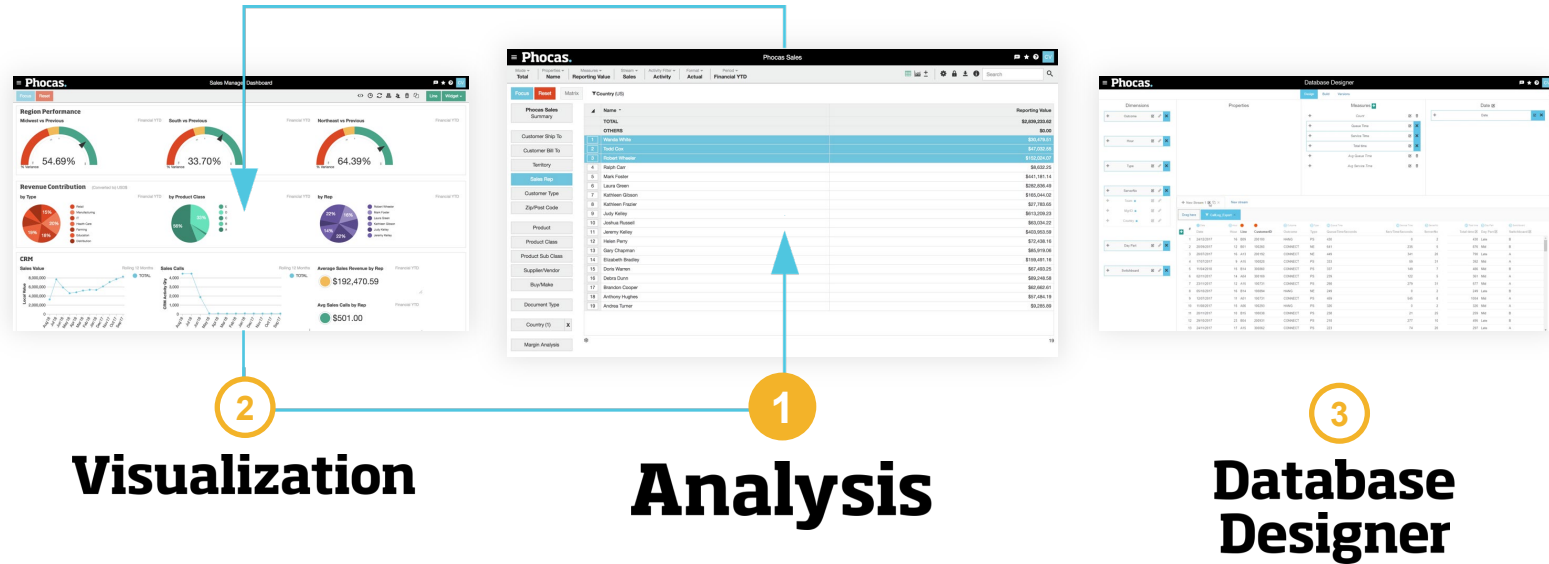
How data analytics can help your business

- Companies using analytics are 5x more likely to make faster decisions
- 64% of business leaders say BI creates significant competitive advantage
- BI adoption leads to a 24% increase in sales
- 87% of executives surveyed by HBR say their organization will be more successful when frontline workers are empowered to make important decisions in the moment.

Source: https://www.forbes.com/forbesinsights/qlik_enablement/index.html

How Phocas data analytics for QAD can help

3 layers deliver reporting, KPI tracking, ad-hoc BI and DIY administration



Phocas Demo

- Financial Statements
- Budgets and Forecasting
- Real-world examples

Regional profit and loss statement

Code	Name	USA		Europe		
		Current	Budget	Current	Budget	
-	Sales		-4%			22%
+	Branch Sales		-32%			2%
+	Online Sales		22%			5%
+	Repairs & Maint.		2%			-2%
+	Cost of Sales		5%			-8%
	Gross Profit		-2%			-1%
-	Expenses		-8%			0%
+	Salaries & Wages		-1%			4%
+	Rent		0%			12%
+	Utilities		4%			-5%



Strategic Solutions for Phocas Analytics



Strategic Adaptor for Phocas Analytics

- Robust data extraction solution installed in QAD environment
- Flexible scheduling options to ensure timely data updates
- Reliable connectivity driven by proven technology



Strategic Content Packs

- Increased Time to Value
- Database designed and ready with pre-built exports
 - Financials
 - Sales
 - Purchasing
 - Inventory

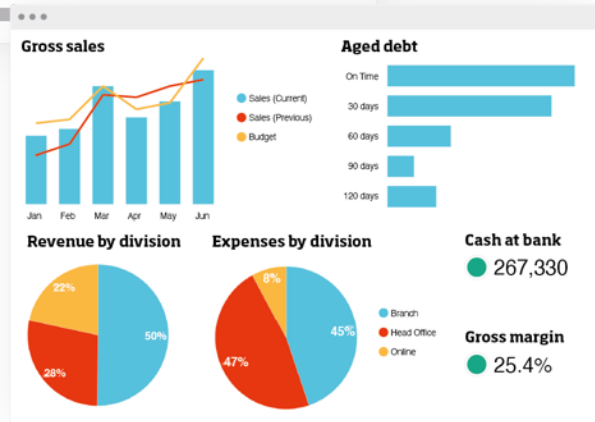
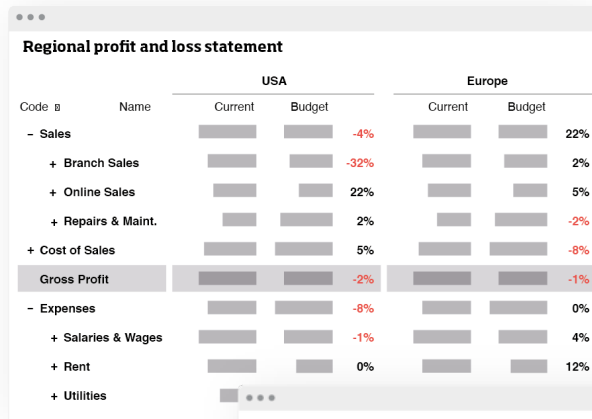


Strategic Custom Services

- Integration with QMS, CRM and more
- Custom Content Packs
- Training and Mentoring

To Learn More

- Ask your Strategic Account Executive
- Email sales@strategic.com
- Visit phocassoftware.com



Thank you for attending!